

# We Love to Read!

Fiction and Nonfiction Paired Readers

## SAMPLE PAGES



# We Love to Read! Readers

The six nonfiction books are full of engaging real-world facts and fascinating photos.



The six fiction books feature charming characters and colorful illustrations.





# We Love to Read! Readers

The full-color 8-page books include delightfully engaging content for young readers in both fiction and nonfiction.



## Sample pages from paired reader set: *On a Farm* and *Barn Cat*

### Nonfiction



This is a cow.

2



Cows say, "Moo!"

3



This is a pig.

4



Pigs say, "Oink!"

5



This is a sheep.

6



Sheep say, "Baa!"

7

### Fiction



"I am a cow."

2



"No, I am a cow."

3



"I am a pig."

4



"No, I am a pig."

5



"I am a sheep."

6




"No, I am a sheep."

7

# We Love to Read! Quick Start Guide



The *Quick Start Guide* is designed to help teachers efficiently incorporate this supplemental reading program into their everyday core curriculum with ease. The guide concisely explains the components of the program while offering practical tips and motivational morsels.



It breaks down the parts and pieces of the lesson guides.

It offers tips and tricks on how to use the program.

It explains how to use the Google Slides.

### A Closer Look

**Individual Lesson**  
Each book is accompanied by a Lesson Guide. The guide provides you with step-by-step instructions.

**Paired Lesson**  
Within each guide is a paired lesson. This section is exactly the same in both the fiction and nonfiction Lesson Guides.

### How to Use It

- Start Their Interests**  
Start each lesson with a quick and engaging activity related to the topic. These "Just 4 Fun" activities are included in each lesson to help you get started.
- Don't Forget to Frontload**  
After introducing the topic, begin frontloading. Activate prior knowledge with content-aligned questions and take a picture walk of the book. Be sure to go over the words in the "Words to Know" sections, introducing vocabulary words and reviewing sight words.
- Reread the Book**  
Reread the book multiple times. Begin with a whole class read-aloud to model fluency and expression. For the second reading, have the class join in a choral reading. Invite students to read independently (silently or aloud) to build confidence and fluency.
- Build That Bridge!**  
After both books in a set have been read and taught independently, teach the books together as a pair by using the activities in the "Creating Connections" section. Begin by reviewing the differences between fiction and nonfiction. Play some word games to help review important vocabulary words from the books. Then, ask questions that pertain to both books to help compare and contrast the content, text structures, and language patterns.

### All Things Google Slides

Some are the days of endless lecturing! Technology has changed the classroom learning looks like, and Blue Star Education is here to help you meet these new demands. Google Slides are a great way to visually engage students and promote active learning and collaboration. Colorful images and interactive elements capture students' attention, while interactive reading activities make learning more fun and appealing. Furthermore, Google Slides allow for more peer interaction and foster communication skills in the classroom.

**Getting Started**  
Each lesson guide includes a special link on page 16. Simply visit that URL to download a Google Instructional PPT that includes the individual links for the Google Slides below.

- Individual Reading and Answer Key Google Slides**
- Google Slides Lesson** Use in slideshow format to activate prior knowledge, introduce sight and content words, go over discussion questions, and more!
- Google Slides Activities** Use in either view so students can interact with objects to complete the activities.
- Answer Key** A copy of the correctly completed activities.
- Google Slides Quiz** Use in slideshow format to identify the reading comprehension unit.
- Google Form Quiz** A self-grading form version of the reading comprehension quiz that includes visuals.

**Super Dog's Super Suggestion**  
You know your students' likes and dislikes, as well as their skills and abilities. Use this valuable knowledge to self and customize the Google Slides accordingly. This will help students connect with the topics on a personal and attainable level.

It includes standards and reading level charts.

It contains a condensed view of the research behind the program. A full white paper version of the research is available upon request.

### Bring On the Standards

Click on the chart below for a complete list of all standards. For more information about standards, visit [www.illustrative-mathematics.org](http://www.illustrative-mathematics.org).

English Language Arts Standard	Standard Strand	Lesson Guide Title
Reading Informational Text Undergraduate	<p><b>CCSS.ELA-LITERACY.RI.1.1</b> Cite specific text details to support analysis of what the text says explicitly as well as inferences drawn from the text.</p> <p><b>CCSS.ELA-LITERACY.RI.1.2</b> Analyze how main ideas and supporting details are developed in the text.</p> <p><b>CCSS.ELA-LITERACY.RI.1.3</b> Analyze how a text builds on that which precedes it in a plot or narrative.</p> <p><b>CCSS.ELA-LITERACY.RI.1.4</b> Analyze how different media or formats contribute to their purpose.</p> <p><b>CCSS.ELA-LITERACY.RI.1.5</b> Analyze how a text uses structure to organize ideas and form an argument or to build on a topic or issue.</p>	all nonfiction lessons
Reading Literature Undergraduate	<p><b>CCSS.ELA-LITERACY.RL.1.1</b> Cite specific text details to support analysis of what the text says explicitly as well as inferences drawn from the text.</p> <p><b>CCSS.ELA-LITERACY.RL.1.2</b> Analyze how main ideas and supporting details are developed in the text.</p> <p><b>CCSS.ELA-LITERACY.RL.1.3</b> Analyze how a text builds on that which precedes it in a plot or narrative.</p> <p><b>CCSS.ELA-LITERACY.RL.1.4</b> Analyze how different media or formats contribute to their purpose.</p> <p><b>CCSS.ELA-LITERACY.RL.1.5</b> Analyze how a text uses structure to organize ideas and form an argument or to build on a topic or issue.</p>	all fiction lessons
Writing Undergraduate	<p><b>CCSS.ELA-LITERACY.W.1.1</b> Write opinion pieces that state a claim and support it with reasons and relevant evidence.</p> <p><b>CCSS.ELA-LITERACY.W.1.2</b> Write informative/explanatory texts in which they introduce a topic, provide ideas and details, and make an argument or give a report.</p> <p><b>CCSS.ELA-LITERACY.W.1.3</b> Write narratives in which they recount an event or series of events, describe a setting, or narrate an experience.</p>	all lessons
Speaking & Listening Undergraduate	<p><b>CCSS.ELA-LITERACY.L.1.1</b> Engage in collaborative discussions with one another about topics, texts, and issues, building on others' ideas and expressing their own clearly.</p>	all lessons

### A Look at the Levels

The following charts include information about the We Love to Read books in this set. This is a general guide to a variety of leveling systems and how they correlate with the research and with one another. Please keep in mind that this is a reference tool and that the information reflects ideal expectations, not necessarily the student's actual reading levels.

Book Title	Genre	ATOS	Guided Reading	Lexia	Word Count
Animals and Their Behavior	Nonfiction	0.5	B	16L	27
Beats Bugs	Fiction	0.5	B	16L	28
Blue Bug	Nonfiction	0.5	B	16L	24
Blue Dog	Fiction	0.5	B	16L	28
Blue Caterpillar	Fiction	0.5	B	16L	19
Chirp Chirp	Nonfiction	0.5	A	16L	25
Flap Your Wing	Nonfiction	0.5	B	16L	18
Robert's Flurry City	Fiction	0.5	B	16L	25
Silly Pete	Fiction	0.5	A	16L	22
Weather 10 Fun	Nonfiction	0.5	B	16L	18
Weather 10 Fun	Fiction	0.5	B	16L	19

Paired Sets for Level A					
Blue Caterpillar	Nonfiction	0.5	A	16L	24
Blue Dog	Fiction	0.5	A	16L	28
Blue Bug	Nonfiction	0.5	A	16L	24
Blue Caterpillar	Fiction	0.5	A	16L	24
Beats Bugs	Fiction	0.5	B	16L	28
Blue Bug	Nonfiction	0.5	B	16L	24
Blue Dog	Fiction	0.5	B	16L	28
Blue Caterpillar	Fiction	0.5	B	16L	24

Paired Sets for Level B					
Animals and Their Behavior	Nonfiction	0.5	B	16L	27
Beats Bugs	Fiction	0.5	B	16L	28
Blue Bug	Nonfiction	0.5	B	16L	24
Blue Dog	Fiction	0.5	B	16L	28
Blue Caterpillar	Fiction	0.5	B	16L	24
Chirp Chirp	Nonfiction	0.5	B	16L	25
Flap Your Wing	Nonfiction	0.5	B	16L	18
Robert's Flurry City	Fiction	0.5	B	16L	25

### It's in the Research

This kit is built on solid research. Don't take my word for it. Listen to the experts!

**Why Is Reading Comprehension Important?**  
Learning to read is the foundation of every early elementary school classroom. The We Love to Read kit is a research-based reading program aimed at supporting a healthy start to reading in young learners. Studies strongly indicate that the ability to comprehend and construct meaning from text is essential for reading success. Unless a child has their best shot at learning to read accurately, fluently, and with good comprehension, we will never see the virtuous cycle of personal failure and rejection and societal loss over and over again in our other schools' (Ward 2002). It was also believed that fluency meant learning to read faster and with accuracy and expression. However, the data tells us that growing metacognitive skills and creating a love of literature. The goal of We Love to Read's reading comprehension—is all that is essential to be good readers.

**How Do Students Become Good Readers?**  
The easiest way to grow reading comprehension skills in students is by observing what good readers do. Good readers are active learners. They set aside time before reading to make predictions, think about the author's purpose, evaluate the quality of the text, and read different kinds of texts. Good readers can teach students to be active learners. Through this instruction, students can acquire the strategies and processes used by good readers. This will improve their overall comprehension of texts. The best way to teach the strategies and skills they need on their own in the future (Duke & Pearson 2002). The We Love to Read paired reading program reinforces that active reading strategies.

"Because comprehension is a complex process, a reader must actively work on information encountered in text in order to build understanding. This requires readers to call on their semantic networks to bring meaning to the words that are read" (Banks and Hopwood 2009). Through repeated encounters with the text, students will begin to understand how and why these strategies are used. This is extremely important and when students begin to read texts independently.

# We Love to Read! Lesson Guides

Each book is accompanied by a *Lesson Guide* that includes easy-to-follow step-by-step instructions for both the individual reader and the paired set. Note: the paired section is exactly the same in both the fiction and nonfiction *Lesson Guide* pairs.



## Individual Lesson

**1**

**Quick Look**  
Let's take a quick look at what this section is all about.

**Go-to Goals**  
Read and answer questions about the main topic and details of a text and self-identify basic comprehension in and differences between two texts on the same topic.

**Reading 3**  
Read and answer questions about the main topic and details of a text and self-identify basic comprehension in and differences between two texts on the same topic.

**Writing 4**  
Write, dictate, or write an opinion about the book and justify information about the text.

**Speaking & Listening 4**  
Collaborate in group discussions and express ideas based on text feelings about the text and book clearly.

**Supply List**  
 Paper  
 Ink  
 Hoof dough  
 Cotton  
 Hoof  
 Hoofers

**Easy as 1, 2, 3**  
Read the book and find the words 'before', 'during', and 'after' in the text. Use the book to find the words 'before', 'during', and 'after' in the text. Use the book to find the words 'before', 'during', and 'after' in the text.

**Creating Connections**  
Use the book to find the words 'before', 'during', and 'after' in the text. Use the book to find the words 'before', 'during', and 'after' in the text.

**Hands-on Fun**  
Use the book to find the words 'before', 'during', and 'after' in the text. Use the book to find the words 'before', 'during', and 'after' in the text.

**Just 4 Fun!**  
Use the book to find the words 'before', 'during', and 'after' in the text. Use the book to find the words 'before', 'during', and 'after' in the text.

**Silly Sentences**  
Use the book to find the words 'before', 'during', and 'after' in the text. Use the book to find the words 'before', 'during', and 'after' in the text.

**Picture**  
Use the book to find the words 'before', 'during', and 'after' in the text. Use the book to find the words 'before', 'during', and 'after' in the text.

**Labels to Know**  
Use the book to find the words 'before', 'during', and 'after' in the text. Use the book to find the words 'before', 'during', and 'after' in the text.

**2**

**Easy as 1, 2, 3**

**Before Reading**  
1. Read these questions.  
2. Ask these questions.  
3. Write the answers.

**During Reading**  
1. Read the book and find the words 'before', 'during', and 'after' in the text.  
2. Use the book to find the words 'before', 'during', and 'after' in the text.  
3. Use the book to find the words 'before', 'during', and 'after' in the text.

**After Reading**  
1. Write the answers to the questions.  
2. Use the book to find the words 'before', 'during', and 'after' in the text.  
3. Use the book to find the words 'before', 'during', and 'after' in the text.

**3**

**Animal Sounds**

Directions: Draw a line to connect the animal sound to the correct picture.

woof

purr

tweet

**Reading Comprehension**

Directions: Use the *Pets Are Fun!* book to help you choose the best answer. Color in the bubble to choose your answer. Then, draw a picture.

- Which animal purrs?  
 dog     bird     cat
- Which pet is shown second in the book?  
 cat     dog     bird
- What pet says, "Tweet"?  
 bird     bunny     cat

Draw a picture of your favorite pet from the book.

- 1 Quick Look page—lesson objectives, reader stats, supply list, sight words and content words, and introductory activities
- 2 Easy as 1, 2, 3 section—before, during, and after reading activities
- 3 Activity sheets and assessments

## Paired Lesson

**1**

**Creating Connections**

Directions: Use the book to find the words 'before', 'during', and 'after' in the text. Use the book to find the words 'before', 'during', and 'after' in the text.

**Quick Check**  
Use the book to find the words 'before', 'during', and 'after' in the text. Use the book to find the words 'before', 'during', and 'after' in the text.

**Word Play**  
Use the book to find the words 'before', 'during', and 'after' in the text. Use the book to find the words 'before', 'during', and 'after' in the text.

**2**

**Hands-on Fun**

**Fun with Feathers**  
Use the book to find the words 'before', 'during', and 'after' in the text. Use the book to find the words 'before', 'during', and 'after' in the text.

**Dramatic Play**  
Use the book to find the words 'before', 'during', and 'after' in the text. Use the book to find the words 'before', 'during', and 'after' in the text.

**Sensory Spelling**  
Use the book to find the words 'before', 'during', and 'after' in the text. Use the book to find the words 'before', 'during', and 'after' in the text.

**Pet Pose Yoga**  
Use the book to find the words 'before', 'during', and 'after' in the text. Use the book to find the words 'before', 'during', and 'after' in the text.

**3**

**Say What?**

Directions: The nonfiction book is about real pets. The fiction book is about pretend pets. What do the real pets say? What do the pretend pets say? Cut out the words at the bottom of the page, and paste them in the correct box.

Real Pets Say ...

Pretend Pets Say ...

"Good Day!" "Woof!" "Super pup!"  
 "Yum!" "Tweet!" "Purr!"

**Real or Pretend? Quiz**

Directions: Think about what you learned from reading *Pets Are Fun!* and *Silly Pets*. Read the questions. Color in the bubble to choose the best answer.

- What would a real cat say?  
 purr     yum
- What might a pretend dog do?  
 wear a cape and fly     say, "Woof!"
- What would a real bird do?  
 bake a cake     fly

Draw a real pet in the first box. Then, draw a pretend pet in the second box.

Real Pet    Pretend Pet

- 1 Creating Connections—nonfiction vs. fiction anchor chart, word play activities, and discussion questions that pertain to both books in the pair
- 2 Hands-On Fun—themed active-learning ideas, such as art projects, sensory play, role-playing, exercises, games, and brain-break activities
- 3 Activity sheets and assessments that include content from both books



# We Love to Read! Google Slides

Technology has changed what classroom learning looks like. Google Slides are now more popular than ever and are a great way to visually engage students and promote active learning and collaboration. Colorful images and interactive elements capture students' attention, while interactive reading activities make learning more fun and appealing. Furthermore, Google Slides allow for more peer interaction and foster communication skills in the classroom.

## Slide Samples

	<b>Pets Are Fun!</b>	<b>Silly Pets</b>	<b>Paired</b>
<b>lesson</b>	<p><b>Silly Sounds</b></p> <p>Listen to these pet sounds.</p> <p>What silly sounds have you heard pets make?</p> <p><b>Content Words</b></p> <p>bird cat dog fun pets purr tweet woof</p>	<p><b>Prior Knowledge</b></p> <p><b>Discussion Questions</b></p> <p>What do you think the pet parent was thinking when he got home?</p>	<p><b>Memory Matchup</b></p> <p>Which type of pets were in both of the books?</p> <p><b>Pet Pose Yoga</b></p> <p>Get moving by flowing back and forth between cat and dog poses!</p>
<b>activity</b>	<p><b>What's the Word?</b></p> <p>Which letter is missing from each word? Drag the missing letter to complete the word. Look to the word bank if you need help.</p> <p>d _ g   b _ rd   c _ t   p _ ts</p> <p>a   e   i   o   bird cat dog pets</p> <p><b>Match It</b></p> <p>Drag each word to the correct picture.</p> <p>dog   bird   cat</p>	<p><b>Starting Sounds</b></p> <p>Say the name for each picture. Listen to the starting sound. Drag the correct beginning letter to the space under the picture.</p> <p>d   e   b   h</p> <p><b>Help It!</b></p> <p>Help each pet get their costume. Rearrange the costumes so that each pet has the correct item.</p>	<p><b>Say What?</b></p> <p>The nonfiction book is about real pets. The fiction book is about pretend pets. Drag the words each pet could say to the correct box.</p> <p>"Good-bay!" "Meow!" "Dig-dig-pig!" "Bark!" "Tweet!" "Purr!"</p> <p><b>Pretend Pets</b></p> <p>The nonfiction book is about real pets. The fiction book is about pretend pets. Drag and drop a circle to each pretend pet.</p>
<b>quiz</b>	<p>1. What animal is this?</p> <p><input type="radio"/> dog   <input type="radio"/> bird</p> <p><input type="radio"/> cat</p>	<p>2. What does the cat need?</p> <p><input type="radio"/> cake   <input type="radio"/> hat</p> <p><input type="radio"/> bird</p>	<p>3. What would a real cat say?</p> <p><input type="radio"/> bark   <input type="radio"/> purr</p>

# We Love to Read! Student Pages

## Skills Covered

- Letter practice
- Vocabulary
- Spelling
- Sentence building
- Classifying book parts
- Identifying main idea
- Sequencing stories
- Reading and writing
- Reviewing a book
- Reading comprehension

Each lesson guide offers 5 activity pages and 1 assessment related to the book.



Each lesson guide offers 3 additional activity pages and 1 assessment that teach the nonfiction/fiction paired set.

# We Love to Read! Student Pages

## Nonfiction:

Name: \_\_\_\_\_


### Weather Fun

Directions: Draw a line to connect each sentence to the correct picture.

I swim.

I splash.

I build.



10 #517NGLG Weather Is Fun! Lesson Guide

Name: \_\_\_\_\_


### What's the Weather?

Directions: Read each sentence. Look at the picture. Write the word on the line. Use the words in the box to help you.

1. It is \_\_\_\_\_.

2. It is \_\_\_\_\_.

3. It is \_\_\_\_\_.



sunny    rainy    snowy

©Blue Star Education    #517NGLG Weather Is Fun! Lesson Guide    11


Name: \_\_\_\_\_

### Reading Comprehension

Directions: Use the *Weather Is Fun!* book to help you choose the best answer. Color in the bubble to choose your answer. Then, draw a picture.

- What weather is shown first in the book?  
 A rainy     B sunny     C snowy
- What can you do on snowy days?  
 A swim     B splash     C build
- What can you do on rainy days?  
 A splash     B build     C swim

Draw a picture of you playing in your favorite kind of weather.



14 #517NGLG Weather Is Fun! Lesson Guide    ©Blue Star Education

## Fiction:

Name: \_\_\_\_\_

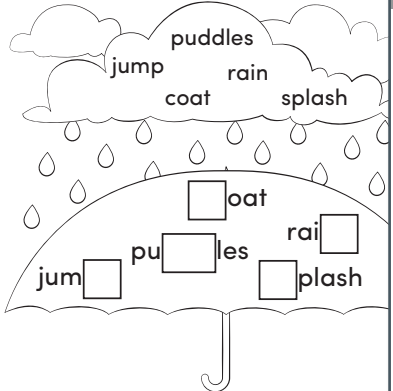
### Rainy-Day Spelling

Directions: Read all the words in the rain cloud. Then, look at the umbrella. The rain washed some of the letters away. Circle letters at the bottom of the page and glue them in the correct spots on the umbrella.

puddles  
jump    rain  
coat    splash

oat  
jum    pu    les    rai  
plash

c    d    n    p    s







©Blue Star Education    #520NGLG Rabbit's Rainy Day Lesson Guide

Name: \_\_\_\_\_

### Sort It!

Directions: Look at each picture at the bottom of the page. Show the main character or the setting of the story? Circle the picture and glue it in the correct section.


main character	setting
	
	

10 #520NGLG Rabbit's Rainy Day Lesson Guide    ©Blue Star Education

Name: \_\_\_\_\_

### Color and Trace

Directions: Look! It's a new page in the book. Color the page. Next, trace the sentence below.



Rabbit sees a worm.

12 #520NGLG Rabbit's Rainy Day Lesson Guide    ©Blue Star Education





# We Love to Read! Student Pages




## Paired Activity:




Name: \_\_\_\_\_



### Weather Story

**Directions:** Read the words at the bottom of the page. Cut them out and glue them in the correct spot in the story.

When it is , I go for a . Then,

I . I  in  when it is

. If it is , I put on a .

Then, I  a snowman. Weather is .


sunny	rainy	build	splash	coat
snowy	fun	walk	swim	puddles


©Blue Star Education #52026LG Rabbit's Rainy Day Lesson Guide 15

Name: \_\_\_\_\_


### Weather Wardrobe


**Directions:** You should always dress appropriately for the weather. Rabbit always does! Look at what rabbit is wearing. Draw a line that connects Rabbit to the right weather.







sunny





snowy








rainy

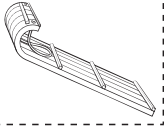
16 #52026LG Rabbit's Rainy Day Lesson Guide ©Blue Star Education


Name: \_\_\_\_\_


### Weather Activities

**Directions:** There are different activities you can do in different types of weather. Look at the activities at the bottom of the sheet. Cut and paste them in the correct column in the first row. Then, fill in the last row on the chart with drawings of activities you like to do for each type of weather.

 sunny	 rainy	 snowy







©Blue Star Education #52026LG Rabbit's Rainy Day Lesson Guide 17

Name: \_\_\_\_\_

### Rainy Days Quiz

**Directions:** Think about what you learned from reading *Weather Is Fun!* and *Rabbit's Rainy Day*. Read the questions. Color in the bubble to choose the best answer.


- If you are splashing in puddles, what is the weather like?
 

A snowy
 B rainy
- What should you put on when it rains?
 

A a coat
 B a swimsuit
- What can you **not** do when it rains?
 

A build a snowman
 B jump in puddles

What do you like to do in the rain? Draw it in the space below.



18 #52026LG Rabbit's Rainy Day Lesson Guide ©Blue Star Education

# We Love to Read! Standards

English Language Arts Standards	Standard Strand	Lesson Guide Title
<b>Reading: Informational Text: Kindergarten</b>	CCSS.ELA-LITERACY.RI.K.1 With prompting and support, ask and answer questions about key details in a text.	all nonfiction lessons
	CCSS.ELA-LITERACY.RI.K.2 With prompting and support, identify the main topic and retell key details of a text.	all nonfiction lessons
	CCSS.ELA-LITERACY.RI.K.4 With prompting and support, ask and answer questions about unknown words in a text.	all nonfiction lessons
	CCSS.ELA-LITERACY.RI.K.5 Identify the front cover, back cover, and title page of a book.	<i>Busy Bugs</i>
	CCSS.ELA-LITERACY.RI.K.8 With prompting and support, identify the reasons an author gives to support points in a text.	<i>Weather Is Fun!</i>
	CCSS.ELA-LITERACY.RI.K.9 With prompting and support, identify basic similarities in and differences between two texts on the same topic (e.g., in illustrations, descriptions, or procedures).	all lessons
<b>Reading: Literature: Kindergarten</b>	CCSS.ELA-LITERACY.RL.K.1 With prompting and support, ask and answer questions about key details in a text.	all fiction lessons
	CCSS.ELA-LITERACY.RL.K.2 With prompting and support, retell familiar stories, including key details.	all fiction lessons
	CCSS.ELA-LITERACY.RL.K.4 With prompting and support, ask and answer questions about unknown words in the text..	all fiction lessons
	CCSS.ELA-LITERACY.RL.K.3 With prompting and support, identify characters, settings, and major events in a story.	<i>Rabbit's Rainy Day When I Grow Up</i>
	CCSS.ELA-LITERACY.RL.K.7 With prompting and support, describe the relationship between illustrations and the story in which they appear (e.g., what moment in a story an illustration depicts).	<i>Bee's Busy Day Barn Cat</i>
	CCSS.ELA-LITERACY.RL.K.5 Recognize common types of texts (e.g., storybooks and poems).	all lessons
	CCSS.ELA-LITERACY.RL.K.10 Actively engage with group reading activities with purpose and understanding.	all lessons
<b>Writing: Kindergarten</b>	CCSS.ELA-LITERACY.W.K.1 Use a combination of drawing, dictating, and writing to compose opinion pieces in which they tell a reader the topic or the name of the book they are writing about and state an opinion or preference about the topic or book (e.g., My favorite book is...).	all lessons
<b>Speaking &amp; Listening: Kindergarten</b>	CCSS.ELA-LITERACY.SL.K.1 Participate in collaborative conversations with diverse partners about kindergarten topics and texts with peers and adults in small and larger groups.	all lessons
	CCSS.ELA-LITERACY.SL.K.6 Speak audibly and express thoughts, feelings, and ideas clearly.	all lessons