

Table of Contents

Note: The page numbers listed below refer to the pages in the electronic file.
They are included to help you navigate the digital file only.

Unit 1: I'm a Gecko!

Piece It Together	3
Get That Gecko!	4
Great Gecko Sentences	5
Grabby-Toed Geckos	6
Show What You Know About...Geckos!	7
Running Record	8

Unit 2: Monarchs Rule!

Monarch Main Topics	9
Life Cycle Labels	10
Monarch Migration	11
Healthy Habitat	12
Show What You Know About...Monarchs!	13
Running Record	14

Unit 3: Roly-Poly Harp Seal

I Have Questions...and Answers!	15
What Do You Know About Harper?	16
Drawing Connections	17
From Brrr to Blubber	18
Show What You Know About...Harp Seals!	19
Running Record	20

Unit 4: Horses of the Sea

Seahorse Statements!	21
Silly Sherman	22
Seahorse Swap	23
SOS: Save Our Seahorses	24
Show What You Know About...Seahorses!	25
Running Record	26

Unit 5: Treetop Duckies

Duckling Flow Chart	27
"You Can Do It!"	28
Pick a Preposition	29
Staying Dry	30
Show What You Know About...Wood Ducks!	31
Running Record	32

Unit 6: Tricky Trunks

Pick a Purpose	33
Trunk Talk	34
Create a Contraction	35
Smelly Clues	36
Show What You Know About...Elephants!	37
Running Record	38

Unit 7: Deer Through the Year

Seasons and Reasons	39
Seasonal Fun	40
Seasonal Conjunctions	41
Deer-orama	42
Show What You Know About...Deer!	43
Running Record	44

Unit 8: Busy Beavers

The Power of Pictures	45
Beaver Bodies	46
Describing Beavers	47
Building Like Beavers	48
Show What You Know About...Beavers!	49
Running Record	50

Unit 9: Mini Mice

Text + Pictures = Information	51
Can You Picture It?	52
Pick the Pronoun	53
Weaving Like Harvest Mice	54
Show What You Know About...Harvest Mice!	55
Running Record	56

Unit 10: The Truth About Cats and Dogs

Text Support	57
Adoption Ad	58
Formal or Informal	59
Playtime for Pets	60
Show What You Know About...Cats and Dogs!	61
Running Record	62

Templates & Journal

Boomer Badger's Word App	63
Becky's Blog	64
Reggie's Recap	65
Scarlett Fox's Fast Facts	66
Ranger Rick Journal	67

Coloring Pages

Gecko	68
Monarch Butterfly	69
Harp Seal	70
Seahorse	71
Wood Duck	72
Elephant	73
White-Tailed Deer	74
Beaver	75
Harvest Mouse	76
Cat and Dog	77



Name: _____

Get That Gecko!

Directions: To get that gecko, color in the stones that contain **true** facts about geckos.

START

Geckos have grabby toes.

Geckos have fur.

Geckos do not make noises.

Geckos have feathers.

Geckos clean their eyes with their tongues.

Geckos are as big as you.

Geckos can climb walls.

Geckos are always green.


Geckos have wings.

Geckos have scaly skin.

Geckos are bad at hiding.

Geckos can fly.

Geckos chirp, bark, and squeak.



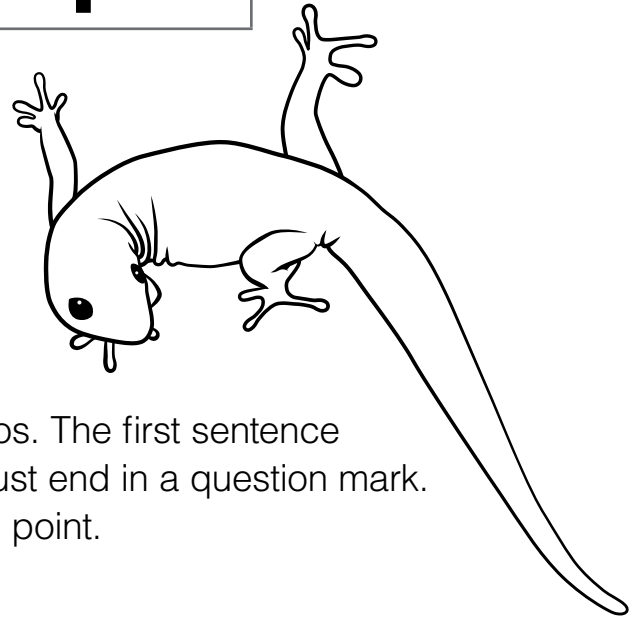


Name: _____

Great Gecko Sentences

Directions: Read each sentence below. Place the correct punctuation mark at the end of the sentence in the box. Use the table to help you.

period .	question mark ?	exclamation point !
-------------	--------------------	------------------------

Do you like geckos Geckos have big eyes and grabby toes I love geckos 

Directions: Write three sentences about geckos. The first sentence must end in a period. The second sentence must end in a question mark. The third sentence must end in an exclamation point.



Name: _____

Grabby-Toed Geckos

Wheee! Going down slides is fun! Sometimes your hair sticks up when you go down a slide. Or if you touch a friend after going down a slide, you might shock them. Ouch! This is because of **static electricity**. Did you know that geckos use these same forces? They use them to climb and stick to walls. Isn't that cool?

Directions: Follow the steps to see how static electricity helps Geckos. Then, complete the table below.



Step 1: Have an adult blow up a balloon and tie it.

Step 2: Rub the balloon on your hair for **10 seconds**. Count out loud.

Step 3: Place the balloon gently on a wall. How long will it stay? Count out loud.

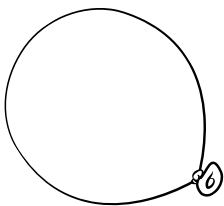
Step 4: Record how long it stayed in the table below.

Step 5: Rub the balloon on your hair for **20 seconds**. Count out loud.

Step 6: Place the balloon gently on the wall. How long will it stay? Count out loud.

Step 7: Record how long it stayed in the table below.

Step 8: Repeat steps 2 through 7, but now use a glass window instead of a wall.



	10 Seconds	20 Seconds
Wall		
Glass Window		

What did you learn by conducting this experiment? Write about it on the back of this sheet.

Name: _____

Show What You Know About ... Geckos!

Directions: Choose the best answer for each question.

1. How do geckos speak?

- A They chirp, bark, and squeak.
- B They howl.
- C They sing.
- D They meow.

2. Which word best describes geckos?

- A big
- B scaly
- C furry
- D smooth

3. How do geckos climb so well?

4. Draw a picture of a gecko in the box. Be as detailed as possible.



Running Record

Name: _____ Age: _____ Date: _____

Title: I'm a Gecko! Results: _____

Text	Errors	Self-Correction Meaning/Structure/Visual Clues
Look at me. What do you see? I have big eyes. I have grabby toes. I am a gecko! I have a voice. I chirp. I bark. I squeak. I tell other geckos to stay away when I speak. Do you want to know how I clean my eyes? I wipe them with my tongue!		

Comprehension Questions	Responses
What is a gecko's skin like?	
What is special about a gecko's toes?	
What do geckos do if they see an enemy?	

Analysis of Reading Behaviors	Recommendations
Reads with understanding <i>easy instructional difficult</i>	
Self-corrects <i>always mostly sometimes</i>	
Self-corrects using mostly <i>meaning structural visual clues</i>	
Reads fluently <i>easy instructional difficult</i>	



Do you want to know how I clean my eyes?
I wipe them with my tongue!



gargoyle gecko



crown gecko

Do you want to know my size? I'm smaller than a ruler, but bigger than a thumb.



Van Son's thick-toed gecko

A tokay gecko with white and orange spots is climbing a wooden surface. The gecko's body is covered in small, bright orange spots on a white background. Its large, prominent eyes are visible, and its specialized toes are gripping the wood. The background is dark, making the gecko stand out.

I have special toes that help me climb walls.

tokay gecko



bent-toed gecko

The **ridges** on my toes help me so I don't fall.



FUN WITH GECKOS

How many geckos can you find hiding in the forest?



GLOSSARY



ridges—raised parts on a surface



ruler—a straight piece of plastic, wood, or metal marked off in units to use for measuring



scaly—covered in small, thin plates called scales

DISCUSSION QUESTIONS

1. How would you describe a gecko?
2. What helps geckos climb?
3. What do geckos do when they see enemies?

JUST 4 FUN

Use some craft sticks, chenille sticks, googly eyes, and glue to make a gecko just for you!

